


CLUX-42E

4x2 HDMI v1.3

Distributor with Switcher Operation Manual

Operation Manual



CLUX-42E

TABLE OF CONTENTS

1. Introduction.....	1
2. Features.....	1
3. Operation Controls and Functions.....	2
3.1 Front Panel.....	2
3.2 Rear Panel.....	3
3.3 Remote Control.....	4
3.4 RS-232 Control Protocol.....	4
3.5 RS-232 command.....	5
4. Specifications.....	5

1. Introduction

This is a high performance HDMI v1.3 Distributor with Switcher. It allows your various HDMI source to share two HDTV display. Simply press one button to select your desired HDMI source to display on the HDTV.

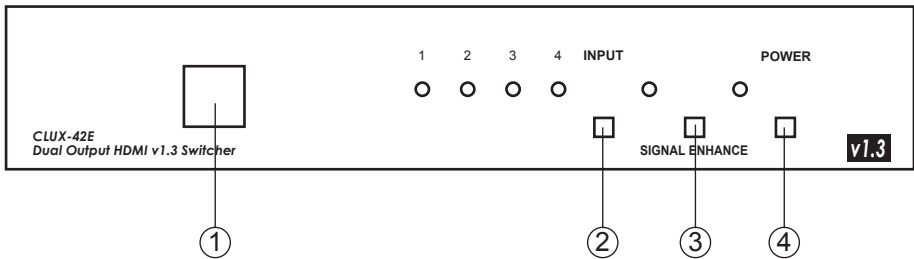
Each product in this series is compatible to HDMI v1.3 specifications, a cutting-age technology which defines to transfer Deep Color (10-bit and 12-bit) video and new lossless compressed (LPCM 7.1CH, Dolby TrueHD, Dolby Digital Plus and DTS-HD Master Audio) digital audio, with a high bandwidth up to 225MHz (6.75Gbps). It also does signal amplification and equalization, so as to provide high performance I/O of audio and video.

2. Features

- HDMI 1.3, HDCP1.1 and DVI1.0 compliant Receiver.
- Deep color video up to 12bit, 1080p@ (24/60) Hz.
- Four HDMI sources to connect up to two HDMI displays simultaneously.
- Supports DVI source and DVI display by using HDMI to/from DVI adaptor cable.
- Supports LPCM 7.1CH, Dolby TrueHD, Dolby Digital Plus and DTS-HD Master Audio transmission (32-192kHz Fs sample rate).
- Supports a wide range of PC and HDTV resolutions from VGA to UXGA and 480i to 1080p.
- Supports signal amplification and equalization before transmitting.
- HDMI cable distance test with 1080p/8bits resolution the, Input/Output source can run up to 20/15 meters. If 1080p/12bits the Input/Output source can run up to 20/15 meters.
- Supports EDID functionality. The unit will detect the first HDMI/DVI output source's EDID and record in the unit. If the first detected output source is empty it will pass to next source, until the first HDMI/DVI been detected. When user reconnected ALL the output sources or re-plug the power, the system will automatically recover the EDID.
- Support xvYCC.
- Support CEC bypass.

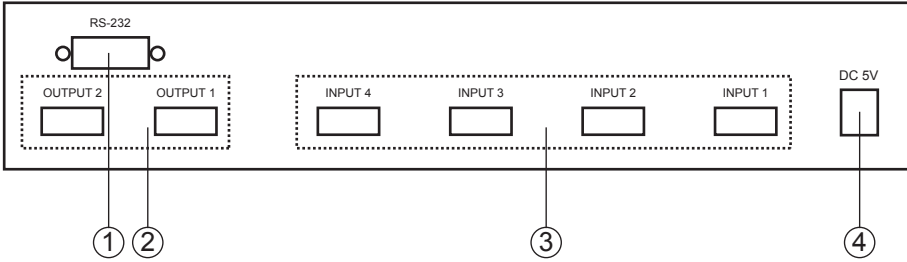
3. Operation Controls and Functions

3.1 Front Panel



- ① Remote Control Sensor.
- ② HDMI input Select/Indicator: Press the "Input" button sequentially to switch to your desired input (HDMI 1 to HDMI 4), the LED will illuminate to indicate which input source is selected
- ③ Signal Enhance/Indicator: Press the "Signal Enhance" button to turn on this feature for improve signal quality after long distance transmission. Press again to turn off. The LED will illuminate when the signal is enhanced.
- ④ POWER Button and LED Indicator: Press the "POWER" button to turn on/off the power, the LED will illuminate when the power is turned on.

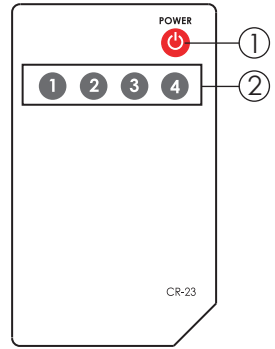
3.2 Rear Panel



- ① RS232: 9-pin D-Sub connector for connecting to your PC or other control console for remote control.
- ② HDMI Outputs 1 and 2: Connect each of the output ports to the HDMI/DVI display. The connected HDMI/DVI displays will show identical picture simultaneously.
- ③ HDMI Inputs 1 to 4: Connect each of the input ports to the HDMI or DVI output of your source equipment such as DVD player or set-top-box.
- ④ Power Supply: Plug the 5V DC power supply into this unit and connect to the adaptor to AC wall outlet.

3.3. Remote Control

1. Power: Press the button to turn on/off the unit.
2. Direct input selector: Press 1, 2, 3 or 4 to select the desired input source.



3.4 RS-232 Control Protocol

The connection between splitter and remote controller with RS-232 modem cables. Pins definition of modem cable

Splitter			Remote Controller	
PIN	Definition		PIN	Definition
1	NC	→	1	NC
2	TxD		2	RxD
3	RxD		3	TxD
4	NC	←	4	NC
5	GND		5	GND
6	NC		6	NC
7	NC		7	NC
8	NC		8	NC
9	NC		9	NC

RS-232 transmission format:

Baud Rate : 9600 bps

Data Bit : 8 Bits

Parity: None

Stop Bit: 1 bit

3.5 RS-232 command

RS-232 command	Operation
P0	Select power OFF
P1	Select power ON
I 1	Select port 1
I 2	Select port 2
I 3	Select port 3
I 4	Select port 4
S0	Select Signal Enhance OFF
S1	Select Signal Enhance ON

4. Specifications

Input port	4x HDMI female ports
Output port	2 x HDMI female ports
Power Supply	5VDC/1A (US/EU standards, CE/FCC/UL certified)
Remote Control	Discrete IR remote
Dimensions (mm)	240(W) x 104(D) x 44(H)
Weight(g)	785
Chassis Material	Metal
Silk Skin Color	Black
Operating Temperature	Operating from 0°C ~ 40°C



CYPRESS TECHNOLOGY CO., LTD.
Home page: <http://www.cypress.com.tw>